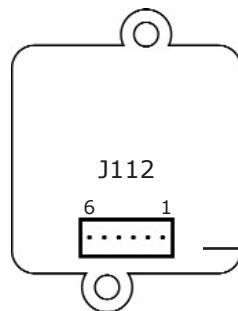






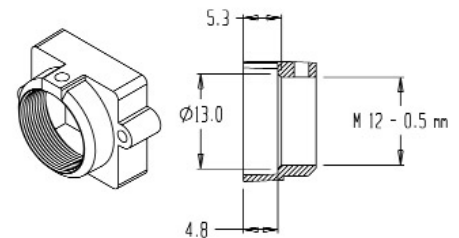
### Camera Features

- 17mm x 17mm Housing Size
- Low Power 1/4" CMOS Sensor with Ultra Wide Temperature & Vibration Spec.
- NTSC/PAL (True Two Field) Analog Composite Video Output
- Balanced Video Output Option
- Optional Single Board (20B44)
- Computer Controllable Via I<sup>2</sup>C In Future Models



- |                          |
|--------------------------|
| 6 I <sup>2</sup> C - DAT |
| 5 I <sup>2</sup> C - SCK |
| 4 CVBSN                  |
| 3 CVBSP                  |
| 2 GND                    |
| 1 Vpp                    |

### M-12 Pinhole Mount



### Technical Specifications

Electrical	20B44M	
	NTSC	PAL
Image Sensor	1/4" CMOS	
Active Pixels	640 x 480 @ 30 fps	640 x 480 @ 25 fps
	5.6µm x 5.6µm	
Resolution	420TVL	
Sensitivity	1 lux (50 IRE) F1.4 3200K, w/o OLP filter 0.2 lux (30 IRE) F1.4 3200K, w/o OLP filter lens transmission 80%, scene reflection 75%	
Signal To Noise Ratio	46dB (AGC On)	
Gamma	0.45 default	
Gain	Automatic 36 dB (default)	
Synchronization	Internal	
Back Light Compensation	Default Off	
White Balance	AWB (default) / fixed (selectable via software)	
Shutter Mode	Electronic Rolling Shutter	
Shutter Speed	Auto exposure or fixed	
Frame Rate	30 fps	25 fps
Scan Mode	Interlaced	
Contour Enhancement	Default on (selectable via software) (0 to max)	
Mirror Mode	Yes (selectable via software)	
Dynamic Range	73.4 dB	
Iris Controls	Electronic (No DC signal)	
Video Output	CVBS (75 Ohms) Balanced video output see <i>Complementary Models</i>	
Power Input	5VDC (+/- 10%) polarity protected	
Power Consumption	< 150mA	
Communication Control	Serial I <sup>2</sup> C in future models	

### Environmental

Operating Temperature	-40° C / -40° F ~ 85° C / 185° F (functional to 105° C / 221° F)
Storage Temperature	-40° C / -40° F ~ 90° C / 194° F
Operating Humidity	20% - 93% RH
Storage Humidity	Up to 98% RH

### Mechanical

Dimensions W x H x D	17mm x 17mm x 12mm (with connector) (0.67" x 0.67" x 0.47")
Weight	6.4g (0.014 lbs)
Lens Mount	M-12 Pinhole

### Software

Software control program available via I<sup>2</sup>C in future.

### Accessories

Included	60C1039 6 pin JST connector with flying leads
----------	---

### Complementary Models

20B44	CMOS color camera board (14mm x 14mm)
20B44B	CMOS color camera board (14mm x 14mm) with balanced video output
20B44MB	CMOS housed camera (17mm x 17mm) with balanced video output